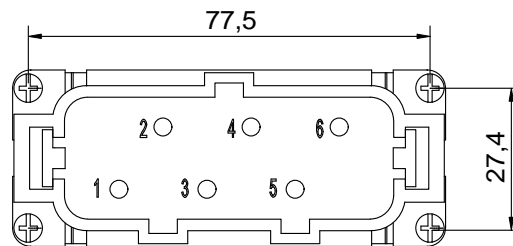
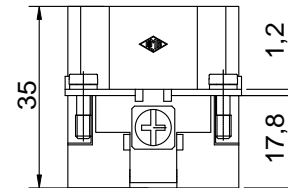
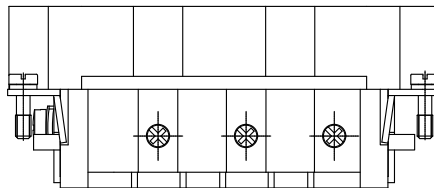
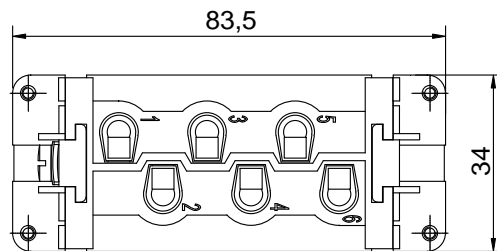


Diritti riservati All rights reserved



Date 29.11.2006

Sign.

CPM 06 RY

male insert, screw, 06P 35A 400/690V

Scale

1:1

