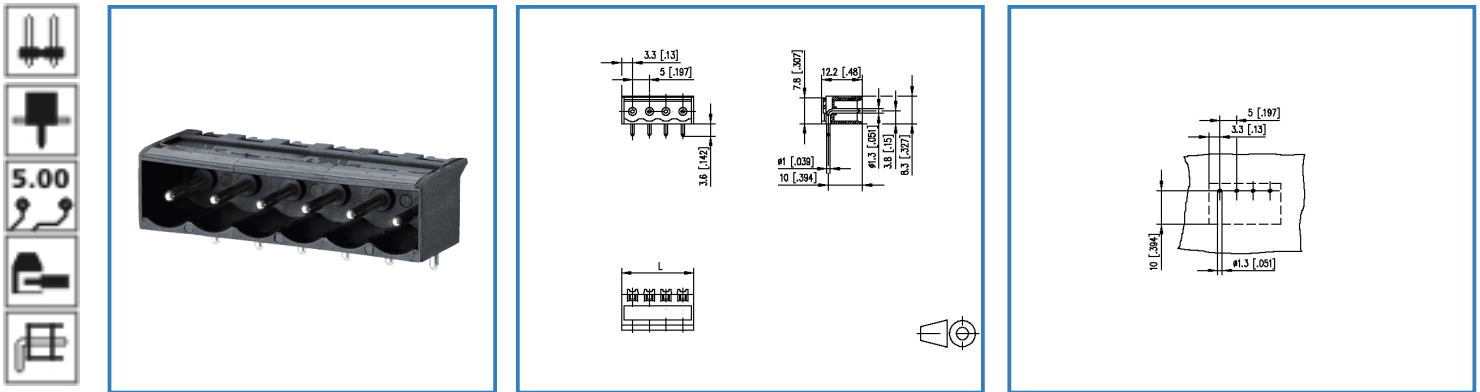


Data Sheet

PT045xxHBBN

Illustration



see enlarged drawing at the end of the document

Product specification

- pin header, solderable
- centerline 5.00 mm, direction of connection 90°
- closed ends
- color black

Data Sheet



PT045xxHBBN

Technical Data

General Data

Solder pin length	3.6 mm		
min. number of poles	2		
max. number of poles	22		
Insulating material class	CTI 600		
clearance/creepage dist.	3.7 mm		
protection category	IP 00		
Overvoltage category	III	III	II
Pollution degree	3	2	2
Rated voltage	250.0 V	630.0 V	630.0 V
Rated test voltage	4.0 kV	4.0 kV	4.0 kV

Approvals

 V / A	300 / 15
	10 A / 250 V / 4 kV / 3 /

Material

insulating material	PA66
flammability class	V0
Glow-Wire Flammability GWFI	960 °C acc. to IEC 60695-2-12
Glow-Wire Flammability GWIT	775 °C acc. to IEC 60695-2-13
contact pin material	CuZn
contact pin surface	Ni + Ag

Climatic properties

upper limit temperature	105 °C
lower limit temperature	-40 °C

General

solderability	Acc. to JEDEC JESD22-B102E 245°C/5s
Tolerance	ISO 2768 -mH

© 2017 METZ CONNECT - Technische Änderungen vorbehalten! Subject to modifications! Sous réserve de modifications techniques!



Data Sheet

PT045xxHBBN

Page 3/5

P/N

310301xx

xx=number of poles

2018/02/01

Matching Part to

P/N	Product name
310091	RP015xxWBWC Typ 009
310101 (on request)	RP015xxWBNC Typ 010
310131	RP035xxIBLN Typ 013
310261	FT085xxVBFC Type 026
310491	RP015xxWBLC Typ 049
313481	RP085xxVBLC Typ 348
SP995XXVBNC	SP995xxVBNC

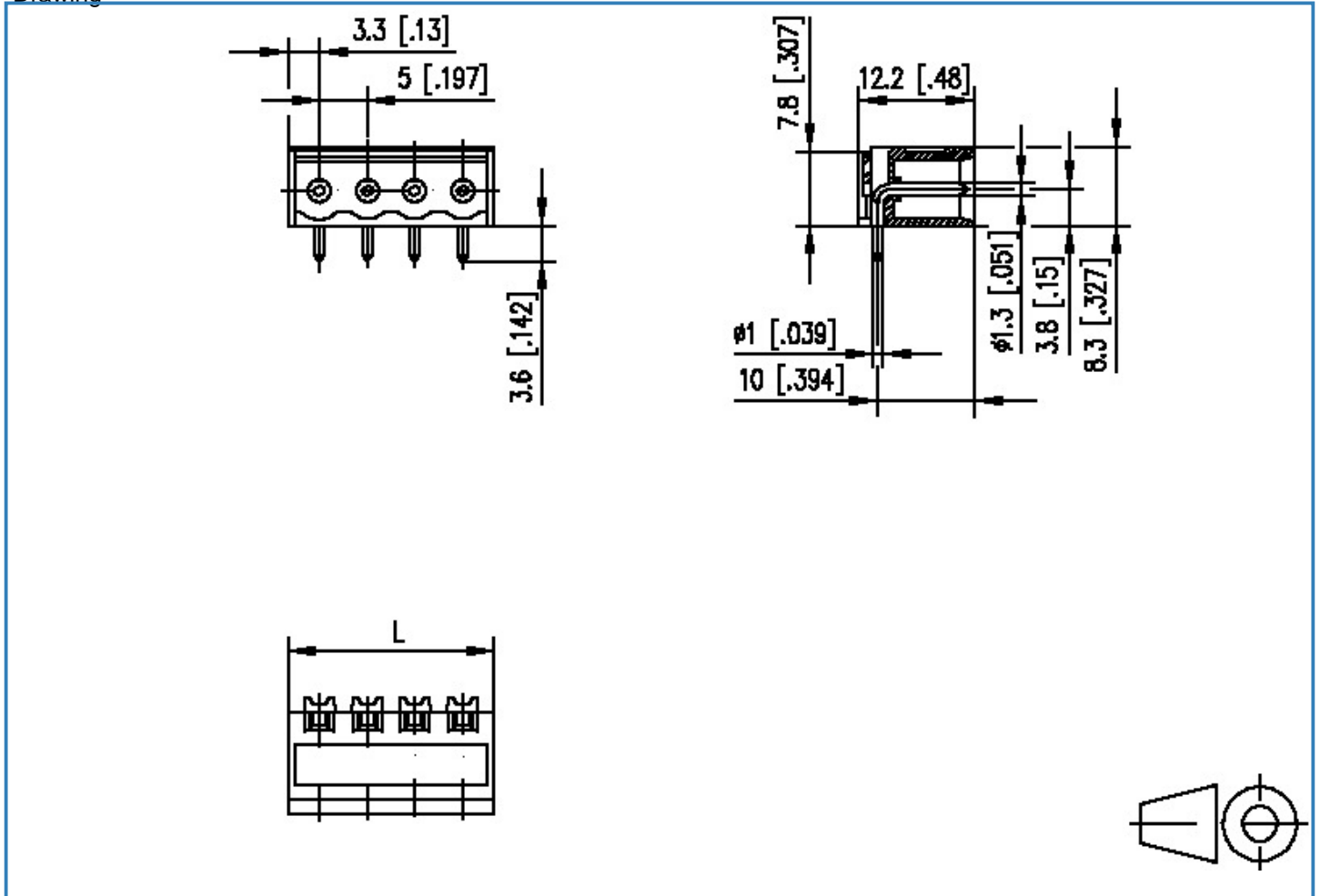


Data Sheet

PT045xxHBBN

Illustration

Drawing



$L = (\text{pole size} - 1) \times \text{centerline} + 6.6 [0.26]$

Data Sheet

PT045xxHBBN

Page 5/5

P/N

310301xx

xx=number of poles

2018/02/01

PCB Layout

