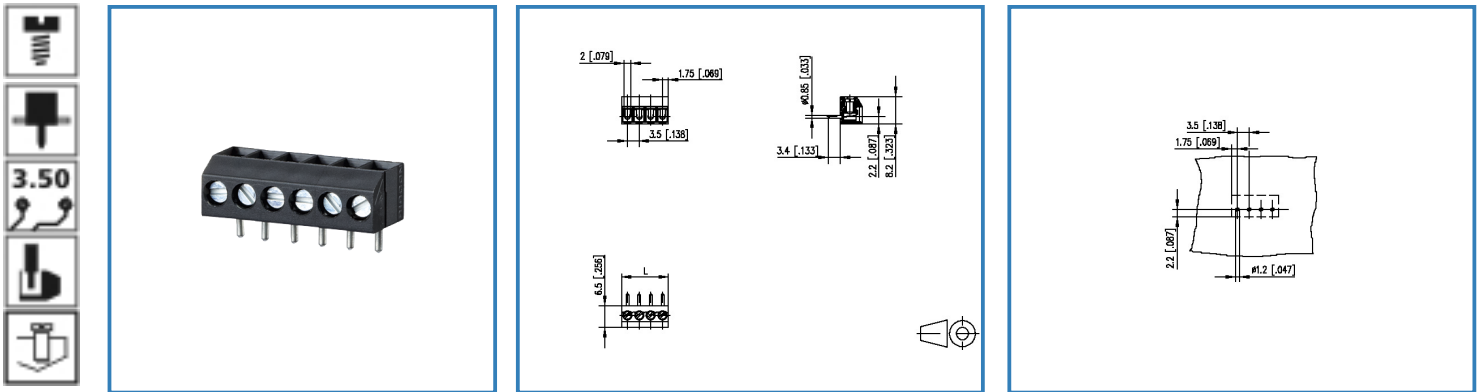


Data Sheet

RT063xxVBWC

Illustration



see enlarged drawing at the end of the document

Product specification

- screw type terminal block, solderable
- centerline 3.50 mm, direction of connection vertical 0°
- wire protector, fittable without loss of poles
- color black

© 2017 METZ CONNECT - Technische Änderungen vorbehalten! Subject to modifications! Sous réserve de modifications techniques!



Data Sheet

RT063xxVBWC

Technical Data



General Data

Tightening torque SEV	0.15 Nm		
Tightening torque UL	3 lb-in		
Solder pin length	3.4 mm		
min. number of poles	2		
max. number of poles	16		
Insulating material class	CTI 600		
clearance/creepage dist.	2.1 mm		
protection category	IP 00		
Overvoltage category	III	III	II
Pollution degree	3	2	2
Rated voltage	40.0 V	250.0 V	250.0 V
Rated test voltage	1.5 kV	1.5 kV	1.5 kV

Connection data

Rated wiring solid wire	0.33 - 1.5 mm ² / AWG 22 - 16
Rated wiring stranded wire	0.5 - 2.0 mm ² / AWG 20 - 14

Approvals

 V / A / AWG	150 / 10 / 28 - 16
 1.0 mm ²	125 V / 13.5 A / T60

Material

insulating material	PA66
flammability class	V0
Glow-Wire Flammability GWFI	960 °C acc. to IEC 60695-2-12
Glow-Wire Flammability GWIT	775 °C acc. to IEC 60695-2-13
terminal body material	CuZn
terminal body surface	Ni + Sn
screw surface	Zn Cr(VI)-frei/free
wire protector material	CuSn
wire protector surface	Sn

Data Sheet

RT063xxVBWC

Page 3/5

P/N

310611xx

xx=number of poles

2018/02/01

screw thread	M2
--------------	----

Climatic properties

upper limit temperature	105 °C
lower limit temperature	-40 °C

General

solderability	Acc. to JEDEC JESD22-B102E 245°C/5s
Tolerance	ISO 2768 -mH



Data Sheet

RT063xxVBWC

Page 4/5

P/N

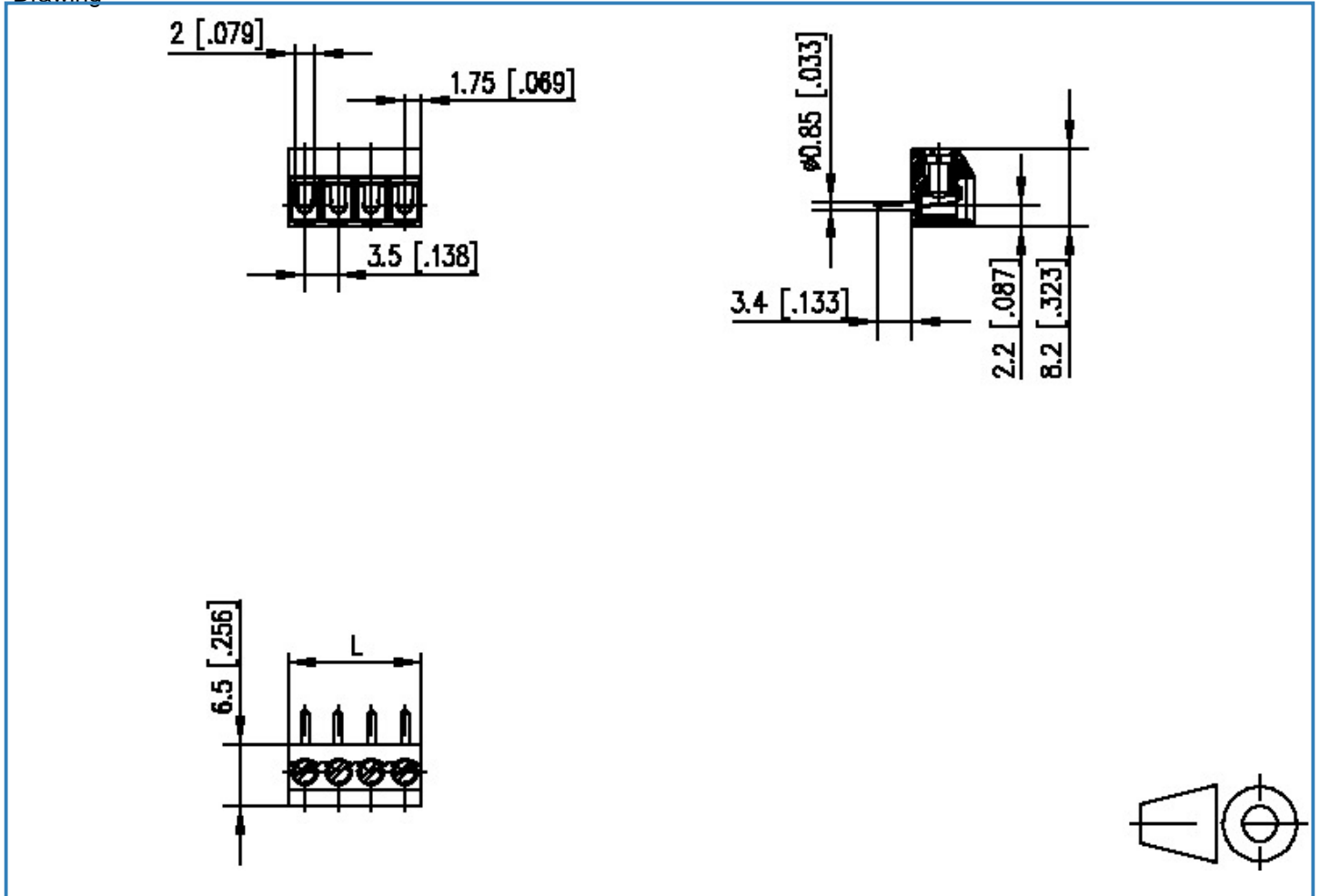
310611xx

xx=number of poles

2018/02/01

Illustration

Drawing



$L = (\text{pole size} - 1) \times \text{centerline} + 3.5 [0.138]$

© 2017 METZ CONNECT - Technische Änderungen vorbehalten! Subject to modifications! Sous réserve de modifications techniques!



Data Sheet

RT063xxVBWC

Page 5/5

P/N

310611xx

xx=number of poles

2018/02/01

PCB Layout

