

Part number

CX 02 4AM



Brief description:

male insert, 2 poles, screw terminal connections, 40A 1000V, 8kV, 3, silver plated, 1 module, modular units series MIXO

Product description	
Model	male insert
Version	screw connection
Product type	with male contacts
Family	MIXO series, customizable inserts
Size	1 module
N. of poles	2 poles
Technical data	
Current	40 A (A.C. and D.C.)
Voltage	1000 V
Rated impulse withstand voltage	8kV
Pollution degree	3
Wire cross-section	2,50 mm ² - 8,00 mm ²
AWG size	14 - 8
Operating temperature range (min, max)	-40°C ... +125°C
Contact type	silver plated
IP degree of protection	IP20 without enclosure; IP65/IP66/IP67/IP68 with enclosure
Further technical details	
Characteristics according to EN 61984	40A 1000V 8kV 3
Insulation resistance	≥ 10 GΩ
Rated voltage according to UL/CSA	600V
UL 94 flammability rating	V-0
Weight	25,00 g

Approvals / Standards	
Reference standard	EN 61984:2009-06
Quality mark	DNV-GL, EAC
Conformity	CQC, CE
General ordering information	
EAN13 code	8015747048163
Tariff number	85369095
Packaging Information	
Packaging length	180,00 mm
Packaging height	130,00 mm
Packaging width	150,00 mm
Packaging weight	2,00 kg
Packaging volume	3,51 dm ³
Packaging description	Carton box
Packaging quantity	60 Pcs
Packaging EAN code	8015747221115
Sub-packaging length	35,00 mm
Sub-packaging height	40,00 mm
Sub-packaging width	155,00 mm
Sub-packaging weight	0,33 kg
Sub-packaging volume	0,22 dm ³
Sub-packaging description	Carton
Sub-packaging quantity	10 Pcs
Sub-packaging EAN barcode	8015747143660

Part number

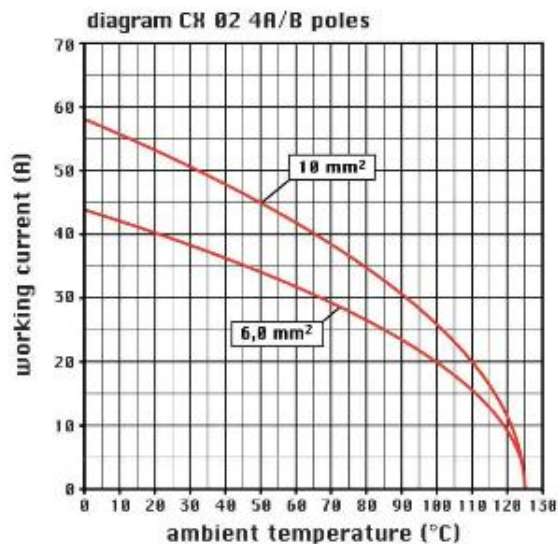
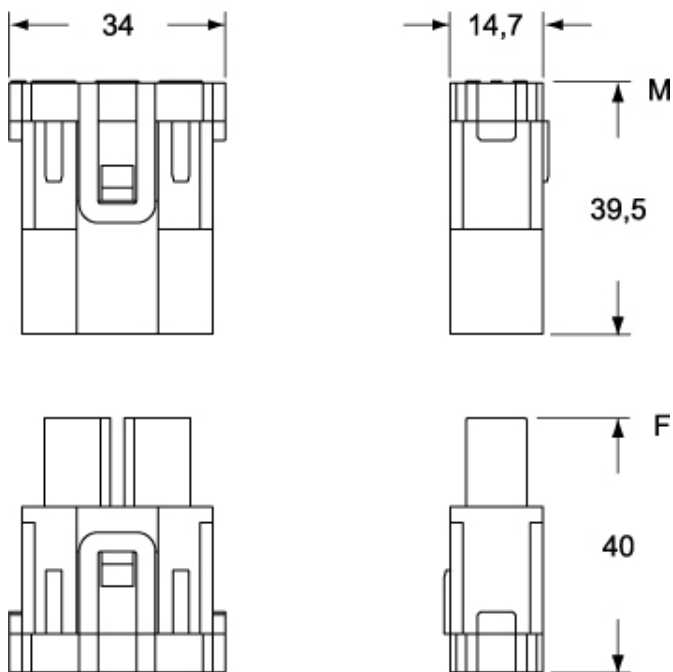
CX 02 4AM



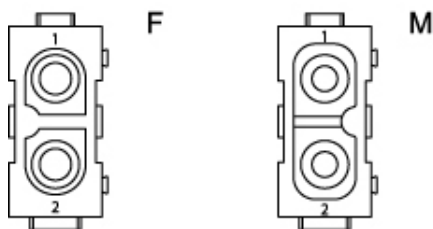
Catalogue drawings

Catalogue drawings

CX 02 4AM



CX 02 4AF



Notes

Inserts CX 02 4AF - CX 02 4AM:

- characteristics according to EN 61984:
(40A 1000V 8kV 3)
(40A 1600V 12kV 2)

- inserts for Ø 4mm cables, section: 2.5-8 mm² - AWG 14-8
- footprint 1 module

Inserts CX 02 4BF - CX 02 BM:

- characteristics according to EN 61984:
(40A 1000V 8kV 3)

(40A 1600V 12kV 2)

- inserts for Ø 4.8 mm cables, section: 6-10 mm² - AWG 10-8
- footprint 1 module
- use flexible cables with sections from 2.5 to 10 mm² or extra flexible cables with sections from 2.5 to 6 mm²

- do not twist the cables
- fully insert the braids in the rear section of the contact

the modular inserts must be installed in suitable frames which in turn are installed in traditional housings or COB panel support
